



Xerox 5046

**- the copier with an answer
to everyone's problems**



Xerox 5046 - Three ways to productive copying

Three different versions, each with a host of productive features, mean that the Xerox 5046 copier has all the versatility needed to meet your exact requirements.

Yet in spite of this versatility, and its outstanding performance, it is simple to use, allowing casual users ready access to all its wide-ranging functions.

At its simplest, the Xerox 5046 has a covered platen and a catch tray for the copies. You can also have an automatic document handler and sorter, to produce ready-collated copies. Or a recirculating document handler, with an offset catch tray to separate complete sets as they are produced.

And you can finish off your sets neatly by inserting a corner of each document into a built-in automatic stapler. Not only that, but you can staple your originals together again. The stapler is optional on the simplest version of the 5046, and standard on the others.


Nine different contrast settings enable you to produce superb copies, lightening or

darkening them to enhance faint images or to suppress unwanted background. And when the originals are on coloured paper, there is no need to guess the right setting, because the auto-contrast feature senses coloured pages, even among others with a white background, and automatically compensates for them. There is even a special control which gives optimum reproduction of photographs.

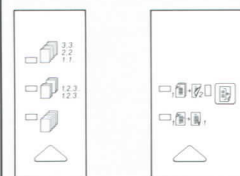
What's more, on the recirculating document handler model, the 5046 remembers the settings for each set of originals. And your copies can be on one or both sides of the paper, as you choose.

To add to its versatility, the 5046 will automatically adjust the size of the copies to fit the paper which you have selected. Or it will reduce and enlarge to the exact copy size you need, from 64% to 155% of the original size, in 1% steps.

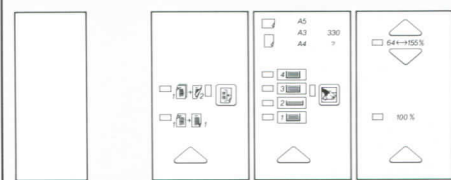
If you have chosen a specific reduction or enlargement ratio, it will compare this with the size of the original on the platen, and automatically select the nearest size from the paper in the paper drawers.



8 ADH/Sorter variations



9 Platen/Catch Tray variations



The 5046 has four paper drawers, allowing you to load it with a range of sizes, weights and colours of paper ready for immediate use, and you can switch between the drawers simply by touching a button on the control panel. Non-standard sizes can be easily loaded by means of drop-in cassettes.

The control panel itself is designed for easy use, even by the casual operator. It is set out in a logical sequence, with clear symbols and figures which show the function of each set of buttons. Prominent on the panel is a message display, which confirms the instructions you have given the machine, and when necessary tells you what to do next.

For the experienced operator, there is a second layer of functions, accessible through the "P" button. These include continuous running by automatic switching between paper trays, editing of copies, margin shift, and the ability to copy the facing pages of bound documents onto separate sheets.

And to complete its versatility, the 5046 has massive storage space for paper and supplies.

RDH/OCT Control Panel

1 Copy output

Single-button output selector, giving the choice of collated copies or stacks.

2 Copy quality

Top, special control to enhance copies of photographs. Centre, automatic contrast control for coloured backgrounds. Bottom, nine-stage manual contrast control.

3 Two-sided copies

Choice of two-sided to two-sided on the RDH model, and one-sided to two-sided on all models. Also on this panel is the margin shift button.

4 Copy paper supply

Choice of four paper trays, with indicators to show the size and orientation of the paper contained in the selected tray. The two models with document handlers can also automatically select the correct paper for the size of the original. This panel also carries the control for a special by-pass feed for up to 25 sheets.

5 Reduction and enlargement

Zoom control from 64% to 155% in 1% steps, with a 100% button for simple copying. Models with document handlers will also automatically set the correct ratio to fit the original onto the paper selected.

6 Control panel

Contains message display, copy selector keys and job interrupt button. It also gives access to the information store and the special programmes available to more experienced operators. The optional dual language feature is operated from this panel, as is the auditron, which can be used to control and distribute your copying costs.

7 LCD diagram

Works in conjunction with message display and information system, to show exact location of machine areas, and helps in tracing any faults which may arise.

Control Panel Variations

8 ADH/Sorter (left to right)

Copy output Collated copies, stacks or all copies delivered to top tray.

Two-sided copies One-sided to two-sided copies, one-sided to one-sided copies and margin shift.


9 Platen/Catch tray (left to right)

Copy output Delivered to tray in order copied.

Two-sided copies As ADH/Sorter

Copy paper supply As RDH/OCT but without Auto tray selection.

Reduction/Enlargement As RDH/OCT but without Auto %.



READY TO COPY 01
IF YOU WANT INFORMATION, PRESS i

DO YOU WANT TO READ ABOUT
USING AUTO TRAY SELECT YES/NO

P5 EDITING
PRESS YES TO PROGRAM-i FOR INFORMATION

90% A4 → A5 = 71% A3 → 330 = 68%
A3 → A4 = 71% 330 → A4 = 90%

The information button will give up to 700 different messages to help you, from step-by-step instructions to fault location. For organisations where the staff are of more than one nationality, an optional feature allows you to switch back and forth between two languages.

Xerox 5046

With the recirculating document handler, the Xerox 5046 will take a complete document and feed it, page by page, to the platen, turning the pages over if they are two-sided. The copies are produced a set at a time, for immediate use, with the sets offset from one another for ease of handling.

The version with the automatic document handler also positions the originals accurately on the platen, and counts them to eliminate errors in making two-sided copies. The built-in ten-bin sorter gives you the choice of collated copies, sets of individually numbered pages, or a simple stack.

The simplest version, with its manual platen and catch tray, provides for locations where multi-page documents are rare, but quality is important. This model is particularly valuable where bound documents are copied, the hinged back of the platen cover making this exceptionally easy.

And, of course, you have the power stapler option which gives all of your documents a quick, neat finish.

Specifications

Recirculating Document Handler and Offsetting Catch Tray

Original size and paper weight*

Recirculating Document Handler

A4, 210 × 297mm (8.2 × 11.6in).

50-120gsm.

Capacity 50 sheets.

Document Feeder

A3, 297 × 420mm (11.6 × 16.4in) – A5 148 × 210mm (5.8 × 8.2in).

40-200gsm.

Platen

Any size up to 310 × 432mm (12.1 × 16.8in).

Any paper weights including bound or bulky documents.

Output features*

Offsetting Catch Tray

Offset collated/non collated.

Capacity 200 sheets.

Off-line stapler

Maximum of 30 sheets per set.

Capacity 5000 staples.

Dimensions

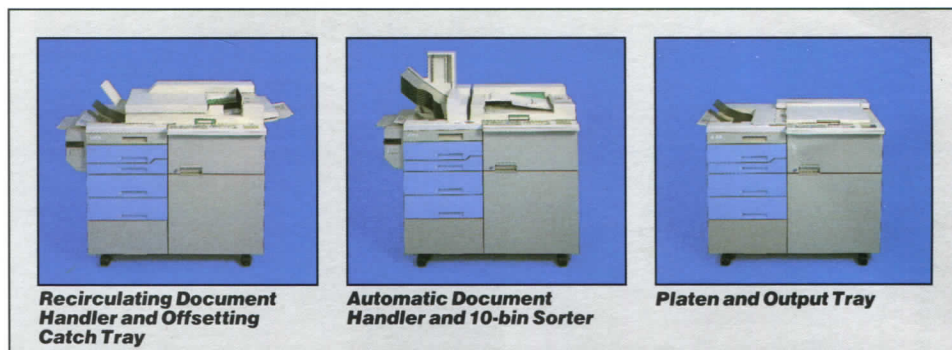
Recirculating Document Handler and Offsetting Catch Tray

Width: 1480mm (57.7in).

Depth: 694mm (27.1in).

Height: 1123mm (43.8in).

Weight: 180kg (396.9lbs).



Automatic Document Handler and 10-bin Sorter

Original size and paper weight*

Automatic Document Handler

A3, 297 × 420mm (11.6 × 16.4in) – A5, 148 × 210mm (5.8 × 8.2in).

50-120gsm.

Capacity 50 sheets.

Platen

Any size up to 310 × 432mm (12.1 × 16.8in).

Any paper weights including bound or bulky documents.

Output features*

Sorter

10 Offsetting bins.

Maximum capacity 40 sheets per bin, non-sort catch tray 100 sheets.

Off-line stapler

Maximum 30 sheets per set.

Capacity 5000 staples.

Dimensions

Width: 1290mm (50.3in).

Depth: 682mm (26.6in).

Height: 1313mm (51.2in).

Weight: 190kg (419lbs).

Platen and Output Tray

Original size and paper weight*

Platen

Any size up to 310 × 432mm (12.1 × 16.8in).

Any paper weights including bound or bulky documents.

Output*

Output tray

Capacity 200 sheets.

Dimensions

Width: 1139mm (44.4in).

Depth: 652mm (25.4in).

Height: 927mm (36.2in).

Weight: 150kg (330.8lbs).

General Technical Data

Copy paper size and weight

A3, 297 × 420mm (11.6 × 16.4in) –

A5, 148 × 210mm (5.8 × 8.2in).

60-120gsm.

Copy handling*

Tray 1: 550 sheets of 80gsm.

Tray 2: 250 sheets of 80gsm.

Tray 3: 550 sheets of 80gsm.

Tray 4: 550 sheets of 80gsm.

By-pass 25 sheets of 80gsm (except finisher).

Auto tray selection.

Copy speed

35 A4 copies per minute.

17 all other size copies per minute.

Copy quality

9 contrast settings plus 2 independent controls for photo and background suppression.

Two-sided copying

Automatic 1 sided to 2 sided copying and 2 sided to 2 sided (RDH versions only).

(RDH version only).

Reduction/enlargement

Autofit.

Zoom from 64% to 155% in 1% steps.

Other features

- Second side margin shift.
- Automatic paper tray switching.
- Tray loading while job running.
- Full job interrupt facility.
- Electronic auditor with:
 - 50 access/account as standard.
 - Up to 2000 access account option.

Message display

- 80 character message display.
- Interactive information system.
- Machine mimic.
- Dual language option.

'P' program button

1. Billing display.
2. Programmable margin shift.
3. Book mode copying.
4. Auto tray on/off switch.
5. Editing.
6. Border deletion.
7. Auto mixed size documents.

Technical settings/kits

RDH dual A4/8.5 × 11in option.

Programmable power save.

Foreign interface for coin op card readers.

*All capacities quoted are for A4 at 80gsm.